

NELSON™ HEAT TRACING SYSTEMS

HC4X50 CONTACTOR

SPECIFICATION/APPLICATION

INSTALLATION

DESCRIPTION



This contactor is used for switching loads in excess of thermostat contacts ratings or switching multi loads with one thermostat in ordinary locations.

ENCLOSURE

Molded Fiberglass Polyester

CLASSIFICATIONS

NEMA Type 4X IP66

ELECTRICAL CONTACT DATA

CSA, FM Rating
50 amp resistance 600VAC

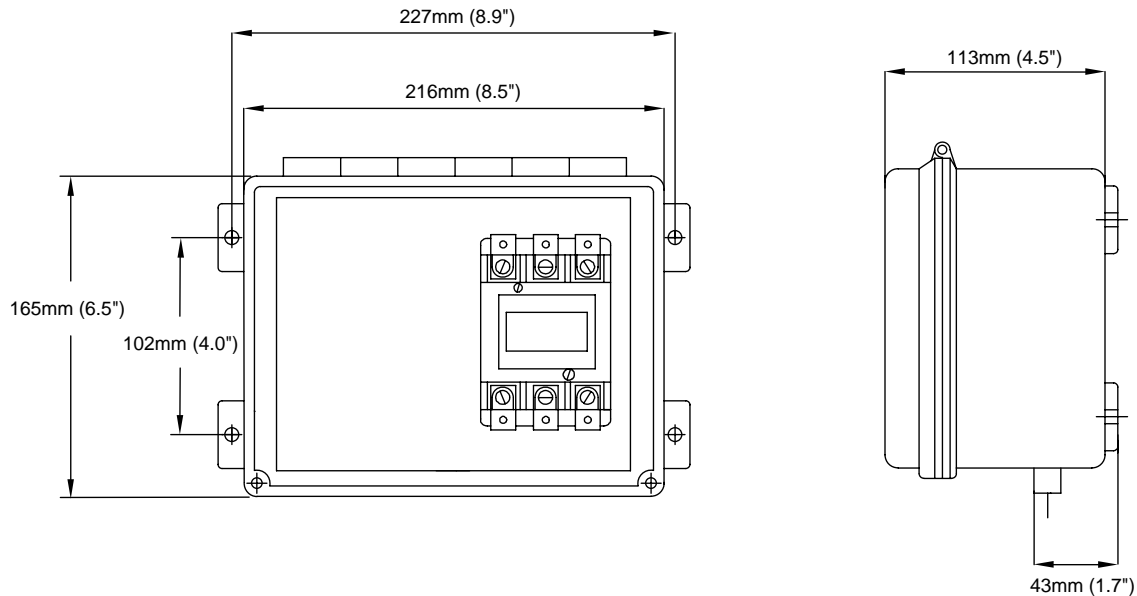
SWITCH TYPE

Triple Pole Single Throw

COIL VOLTAGE

Blank	=	120V
X208	=	208V
X240	=	240V
X277	=	277V
X480	=	480V

OUTLINE



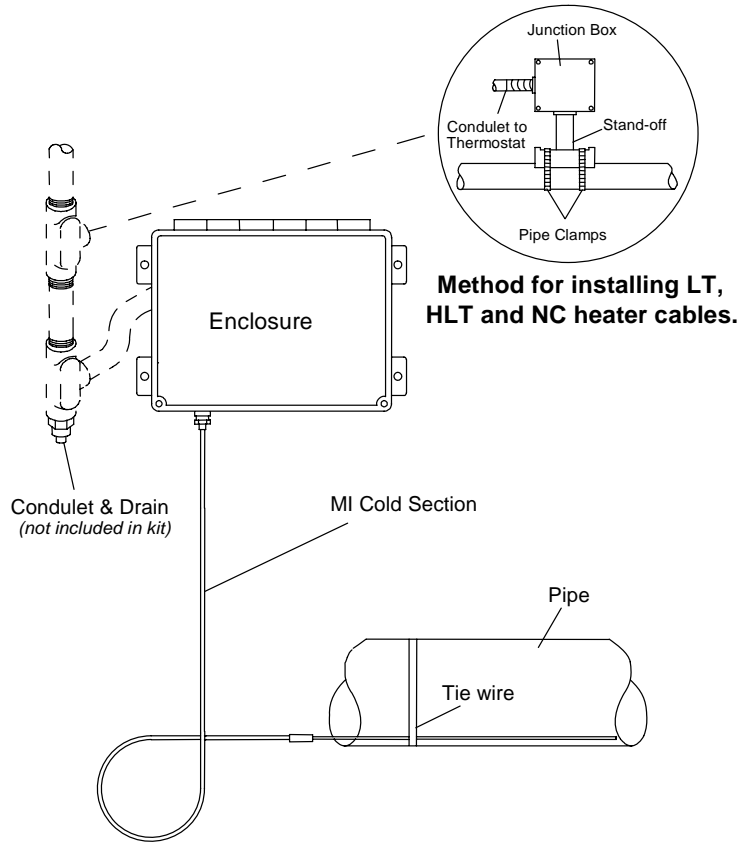
Approvals:

FM - Ordinary Locations
CSA - Ordinary Locations

NELSON™ HEAT TRACING SYSTEMS SPECIFICATION / APPLICATION

HC4X50 CONTACTOR INSTALLATION

INSTALLATION



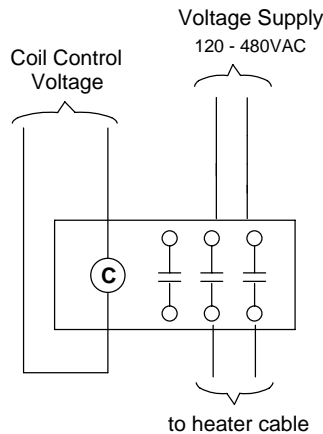
INSTALLATION NOTES:

- Securely mount enclosure and make electrical connections.
- Close enclosure cover to prevent damage from inclement weather.
- Insure all fittings associated with the power wiring are installed per applicable codes.
- When conduit type systems are used, low point drains / conduit drains are highly recommended.

ANNUAL MAINTENANCE:

Spray a coat of lubricant and rust preventative such as CRC Stor & Lube on the electrical wire connections.

WIRING DIAGRAM



Nelson Heat Tracing Systems products are supplied with a limited warranty. Complete Terms and Conditions may be found on Nelson's website at www.nelsonheaters.com.